

SHCM35 SERIES VERTICAL/HORIZONTAL COMMON MODE CHOKE



Additional information:

We reserve the right to make technical changes or modify the contents of this document without prior notice.

SHARE Ltd. Does not accept any responsibility what so ever for potential errors or possible lack of information in this document.

We can offer that even custom-made transformers will be covered by approvals from UL, CSA, KEMA, etc., but we will be happy to assist you in implementing them. New approvals may be required.

TECHNICAL INFORMATION:

- Rated voltage(V): 85 to 265VACt 50/60Hz.
- Insulation resistance: 100MOhm. MIN a t 500DC.
- TURNS RATIO :N1 : N2 = 1 :1±2%
- Hi- Pot :Pri-Sec : 2500VAC/1mA/60second
- Test Frequency Response:10KHz 100mV.
- Operating temperature range: -40°C to + 105°C.
- temperature Rise: 50°C MAX.
- All parts meet RoHS compliance.

Note:

All specifications subject to change without notice.

CM INDUCTOR FEATURES:

Common Mode Choke coils(line filters) are used in a wide range of prevention of electromagnetic interference(EMI) and radio frequency interference(RFI) from power supply lines and for prevention of multi-functioning of products such as measuring equipment and system equipment.

- Wide range of selection.
- High impedance at applicable frequency.
- High self-resonant frequency.

DM INDUCTOR FEATURES:

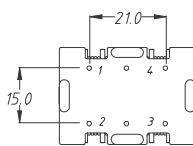
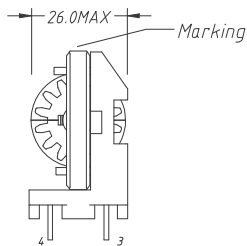
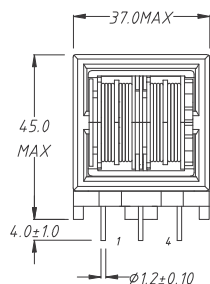
The DM series chokes feature cores with high saturation magnetic flux density. They thereby provide an effective means of combating pluse EMC

By using an advanced amorphous metal alloy core, the DM series are able to provide line noise attenuation performance equivalent to conventional ferrite-based chokes but with far more compact dimensions and fewer coil turns. They can thus be implemented in high-density circuit configurations to comply with various EMC related regulations.

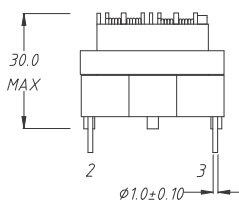
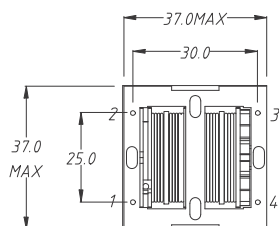
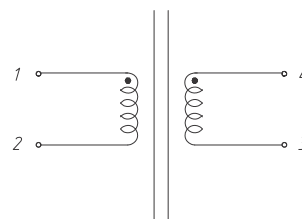
The products contain no lead and also support lead-free soldering.

STANDARD SPECIFICATIONS:

Part No. ("V" TYPE)	Part No. ("H" TYPE)	Inductance (mH) MIN	D.C.Resistance (Ω MAX.)	Rated current (A)
SHCM35V-333Y1R5	SHCM35H-333Y1R5	33.0	0.42	1.50
SHCM35V-223Y1R8	SHCM35H-223Y1R8	22.0	0.30	1.80
SHCM35V-183Y2R0	SHCM35H-183Y2R0	18.0	0.23	2.00
SHCM35V-153Y2R2	SHCM35H-153Y2R2	15.0	0.21	2.20
SHCM35V-123Y2R5	SHCM35H-123Y2R5	12.0	0.17	2.50
SHCM35V-103Y2R7	SHCM35H-103Y2R7	10.0	0.13	2.70
SHCM35V-822Y3R3	SHCM35H-822Y3R3	8.2	0.10	3.00
SHCM35V-562Y3R5	SHCM35H-562Y3R5	5.6	0.08	3.50
SHCM35V-472Y4R0	SHCM35H-472Y4R0	4.7	0.06	4.00



"V" Type



"H" Type

Dimensions in mm

Tolerance: .X ±0.50

.XX ±0.25